




# Laccio

White body wall tiles



Laccio-W Aluminio\_90 Shark-N\_60\*60



# Laccio

White body wall tiles

LACCIO CEMENT H



LACCIO WOOD H




LACCIO CEMENT G



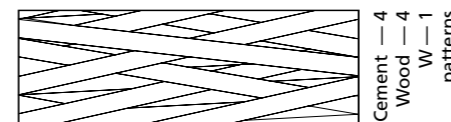
LACCIO WOOD G



LACCIO W



## LACCIO



32 \* 90 \* 1,05 cm | 13 \* 36"

RECTIFIED	NATURAL
	BN36
CEMENT-H	18502
CEMENT-G	18503
WOOD-H	18500
WOOD-G	18501
W	18158



07605 ALUMINIO/90 \_ 0,5 \* 90 cm | 0,2 \* 36" \_ P39



07021 ACERO/90 \_ 1,5 \* 90 cm | 0,6 \* 36" \_ P30



26201 L. GOLDEN/MAT/90 \_ 90 \* 0,5 cm | 35 \* 0,2" \_ P39

### CARACTERÍSTICAS TÉCNICAS | TECHNICAL CHARACTERISTICS

joint	wall tiles	matt

### EMBALAJE | PACKING

Formato   Sizes	Cajas   Boxes			Pallet			Tamaño cm aprox.	Cont./20' 21500 kg.	Cont./20' 24000 kg.
	Piezas	m2/ sq.m	kg	Cajas	m2/ sq.m	kg			
cm									
32 * 90 * 1,05	4	1,15	20,90	56	64,40	1194	120 * 80 * 105	1159,63	1294,47
inch							Sizes inch approx.	ft2	ft2
12 5/8 * 35 7/16 * 7/16	4	12,38	46,08	56	693,20	2632,77	47 1/4 * 31 1/2 * 41 5/16	12482,27	13933,70

(Los pesos aquí reflejados pueden sufrir ligeras variaciones en función del lote de producción. Weights shown here may slightly vary depending on the production lot.)

# Laccio

White body wall tiles

Laccio Cement-G  
Shark-S\_90\*90